

Delete messages

Whilst message is displayed - Press the **MENU Key** to view the **DELETE MENU Screen**.

Using the **MENU Key**, select between **PROTECT** (locks current message), **DELETE** (delete current message) or **DELETE ALL** (delete all stored message).

Select **PROTECT** (locks current message) to prevent the current message form being deleted.

Press the **READ Key** to confirm your selection.

The **ESCAPE Key** takes you back to the **STANDBY SCREEN**.










Settings Menu

Press the **MENU Key** to select the **SETTINGS Menu**. Scroll through the menu by pressing the **MENU Key**. Press the **READ Key** to confirm your selection. Use the **MENU Key** to modify options. Use the **READ Key** to move to the next option. To save changes and return to the **STANDBY SCREEN**, press the **READ Key** until the end of the line is reached.




The **ESCAPE Key** takes you back to the **STANDBY SCREEN** without saving changes.



ICONS

- | | |
|---|--|
|  Vibrate Alert |  Message Locked |
|  Beeping Alert |  Out Of Range Indicator |
|  Daily Alarm ON |  Low Battery Indicator |
|  Duplicate Message |  Message continues on next page |
|  Unread Message | |

FUNCTION KEYS

-  Message **READ Key**
-  **ESCAPE** (back to previous menu)
-  **MENU Key**

Getting Started

Power On - Insert AAA battery and press **READ Key** for 2 seconds to turn the pager on.



Power Off - Go to the **STANDBY SCREEN**. Press the **MENU Key** to display the **SETTINGS Menu**. Use the **MENU KEY** to scroll through the menu until **PAGER OFF** is found. Press the **READ Key** to confirm your choice.

Backlight - Press and hold the **READ Key** to activate or deactivate.

READ Messages

The pager will display a new message when it is received. To read stored Messages, press the **READ Key** from the **STANDBY SCREEN**. Scroll through messages with the **READ Key**. You will be returned to the **STANDBY SCREEN** automatically if you scroll to the end of the Messages queue. If a messages is longer than the screen width, the **READ Key** is used to view the rest of the message.